

Market Report

May, 2024



Lunamar Lofts

1545 Jefferson Ave
Miami Beach, FL 33139

Every month we compile this comprehensive market report focus on Lunamar Lofts in this convenient and easy to read format. Our datas comes from more than six different sources including MLS Associations, County Offices and Financial Institutions. Get this report for free every month on our website lunamarlofts.com.

Property Stats

POSTAL CODE 33139

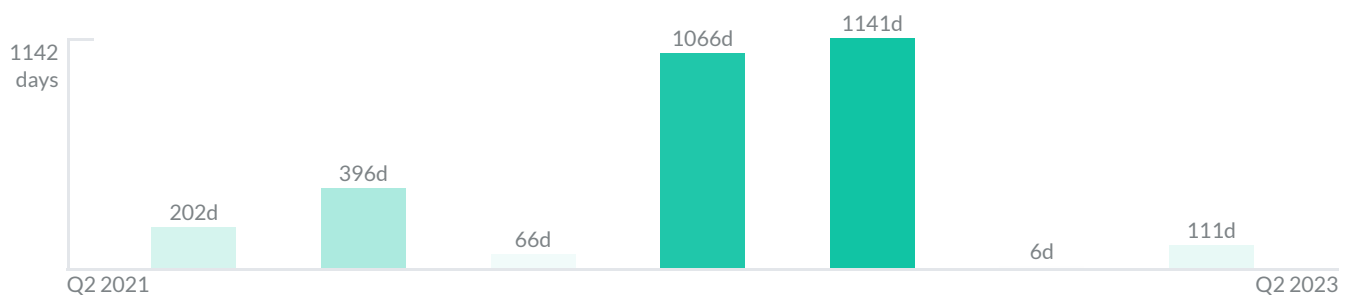
The property stats graph represents the median price evolution since ten years in your postal code area.



Similar Properties

DAYS ON THE MARKET

Everyday 3 months we monitor how many days it takes for similar properties to be sold. This is also a good indicator to know when to buy or sale!

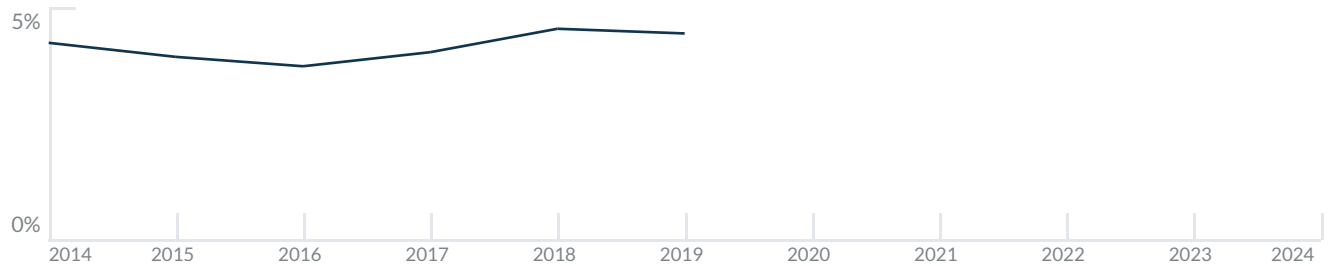


Mortgage Rates

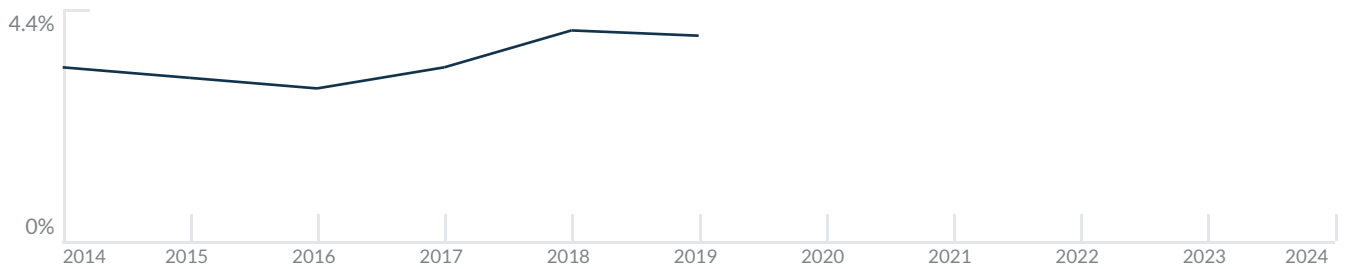
PER YEAR

Understanding mortgage economics is important when you want to buy with a loan. Below is the historical yearly average mortgage rates in the Unites States retrieved from Freddie Mac©

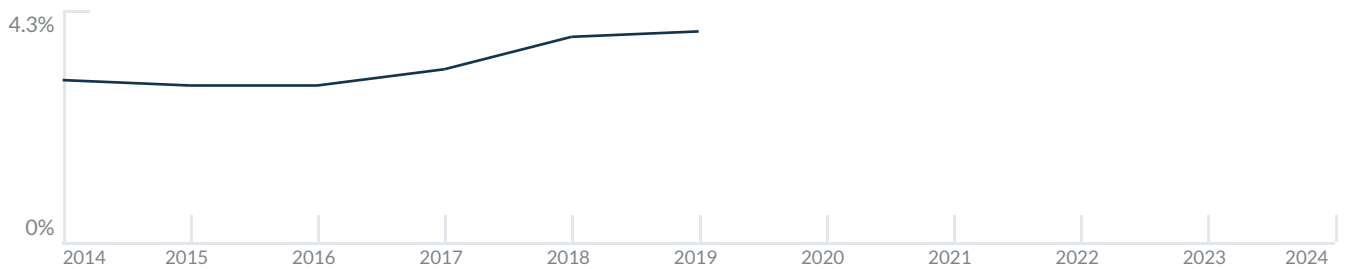
30 YEARS FIXED 4.4%



15 YEARS FIXED 3.9%



5/1-YEAR ADJUSTABLE 3.9%



Schools

CLOSEST

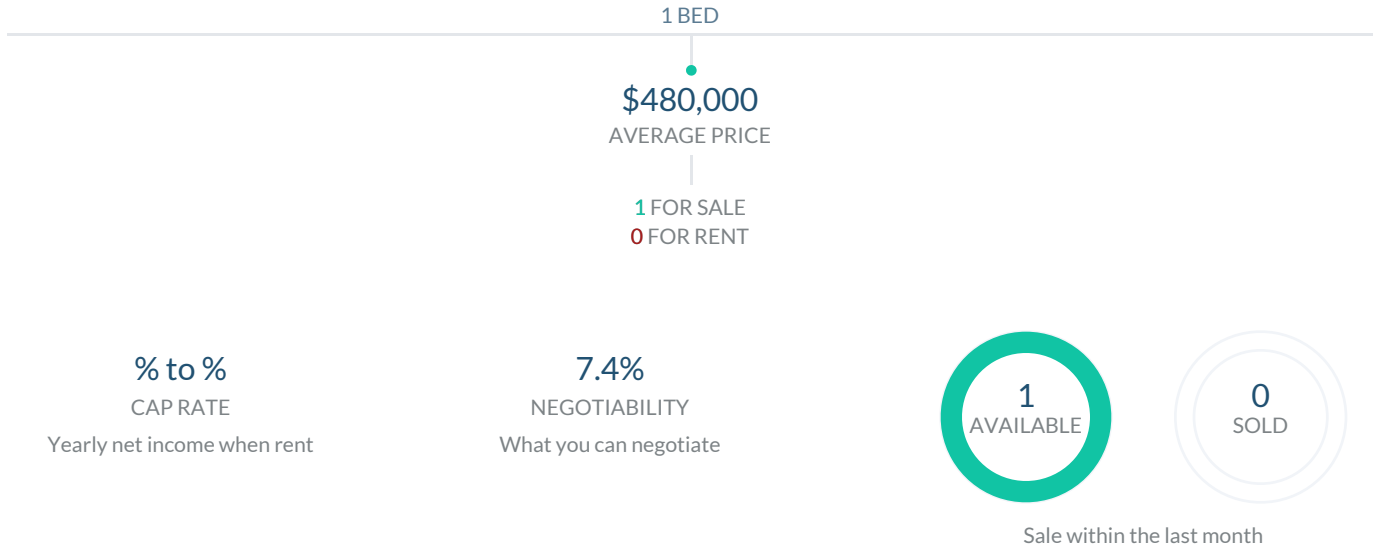
Having good schools nearby is important if you have kids or plan to rent or sell your home. Ratings are retrieved from the leading independent and nonprofit GreatSchools©

ELEMENTARY SCHOOL	MIDDLE SCHOOL	HIGH SCHOOL
School For Advanced Studies	Anna Maria De Hostos Youth Leadership Center	New York School Of The Arts
10/10	1/10	10/10

Insights

IN LUNAMAR LOFTS

Below the average listing prices of available unit per property type.



Activity

SOLD OR RENTED

Below the latest transactions reported by the local MLS Association for Lunamar Lofts

\$4,700 UNIT 106 RENTED AUG 2023 3 Bathrooms, 2 Bedrooms	\$630,000 UNIT 108 SOLD JUN 2023 3 Bathrooms, 2 Bedrooms	\$450,000 UNIT 102 SOLD APR 2023 2 Bathrooms, 1 Bedroom
\$600,000 UNIT 106 SOLD MAR 2023 3 Bathrooms, 2 Bedrooms	\$244,000 UNIT 203 SOLD APR 2022 1 Bathroom, 1 Bedroom	\$135,000 UNIT 107 SOLD FEB 2022 1 Bathroom, 0 Bedrooms

Sold

LAST 20 PROPERTIES SOLD IN LUNAMAR LOFTS

Unit	Price	Beds/Baths	\$/Sqft	Sqft	Buying Date	Days on Market
108	\$630,000	2/3	\$525.0	1,200	May 2023	169
102	\$450,000	1/2	\$513.7	876	Apr 2023	53
106	\$600,000	2/3	\$500.0	1,200	Mar 2023	6
203	\$244,000	1/1	\$367.5	664	Apr 2022	1141
107	\$135,000	0/1	\$300.0	450	Feb 2022	1066
102	\$385,000	1/2	\$439.5	876	Nov 2021	66
203	\$199,000	1/1	\$429.8	463	Sep 2021	696
104	\$475,000	2/3	\$430.3	1,104	Sep 2021	95
105	\$438,000	2/3	\$365.0	1,200	Jun 2021	75
107	\$525,000	1/3	\$437.5	1,200	May 2021	328
2D	\$330,000	2/2	\$330.0	1,000	Dec 2020	770
106	\$369,500	2/3	\$307.9	1,200	Nov 2020	118
11	\$146,800	0/1	\$329.1	446	Sep 2020	351
205	\$175,000	1/1	\$408.9	428	Jul 2020	470
404	\$260,000	1/1	\$339.4	766	Mar 2020	511
6	\$339,000	2/1	\$350.2	968	Feb 2020	95
5E	\$186,000	1/2	\$265.7	700	Jan 2020	369
3G	\$215,000	1/2	\$308.0	698	Jan 2020	107
201	\$220,000	1/2	\$299.3	735	Jan 2020	98
3D	\$235,000	1/2	\$338.6	694	Jan 2020	120

Rented

LAST 20 PROPERTIES RENTED IN LUNAMAR LOFTS

Unit	Price	Beds/Baths	\$/Sqft	Sqft	Rented Date	Days on Market
106	\$4,700	2/3	\$3.9	1,200	Aug 2023	140
106	\$1,300	1/1	\$3.3	395	Jan 2021	458
107	\$3,250	1/3	\$2.7	1,200	Nov 2020	118
206	\$1,300	1/1	\$3.3	393	Sep 2020	342
109	\$1,650	1/1	\$3.0	541	Jun 2020	300
2H	\$2,250	2/2	\$2.7	840	Mar 2020	177
104	\$3,000	2/3	\$2.7	1,104	Feb 2020	158
105	\$1,475	1/1	\$3.7	395	Feb 2020	118
9A	\$1,600	1/1	\$2.8	562	Jan 2020	92
8B	\$1,650	1/1	\$3.2	523	Jan 2020	149
228	\$1,700	1/1	\$2.6	653	Jan 2020	66
2	\$1,700	1/1	\$3.1	550	Jan 2020	108
101	\$1,800	1/2	\$1.8	1,000	Jan 2020	58
210	\$1,500	1/1	\$3.3	449	Jan 2020	133
210	\$1,300	1/1	\$3.2	408	Jan 2020	97
111	\$1,400	1/1	\$3.2	436	Jan 2020	57
5	\$1,650	1/1	\$1.8	900	Dec 2019	130
N/A	\$5,500	4/2	\$2.6	2,138	Dec 2019	171
202	\$1,250	1/1	\$2.9	428	Dec 2019	65
14	\$1,600	1/1	\$3.2	500	Dec 2019	112

Currently Listed

ACTIVE LISTINGS 1/1

Unit	Price	Beds/Baths	\$/Sqft	Sqft	Listing Date	Owner
102	\$480,000	1/2	\$547.9	876	Apr 2024	VLADIMIR MI...